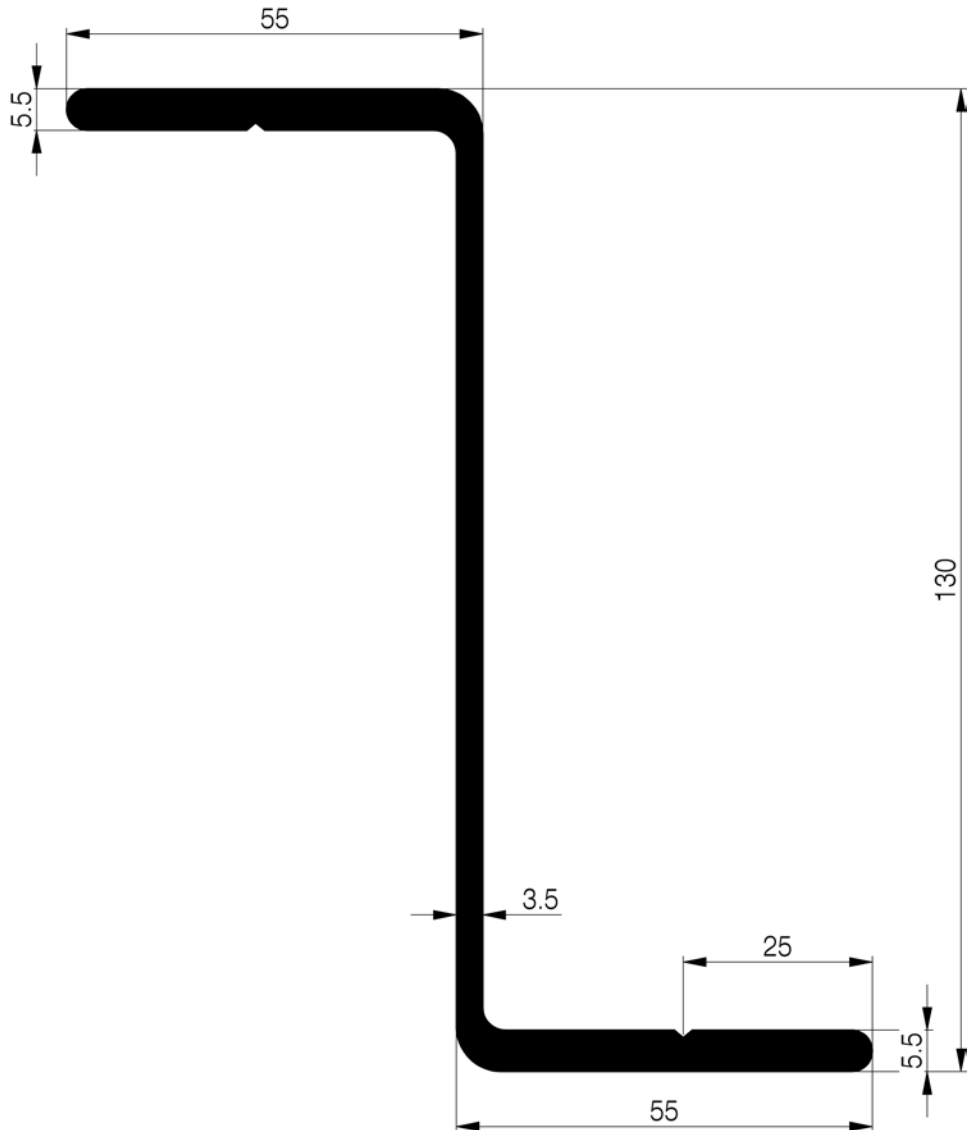


Aluminiumprofil
Profil aluminium

Längsträger
Longeron

E = eloxiert / éloxé R = roh / brut

Masstab/Echelle 1:1

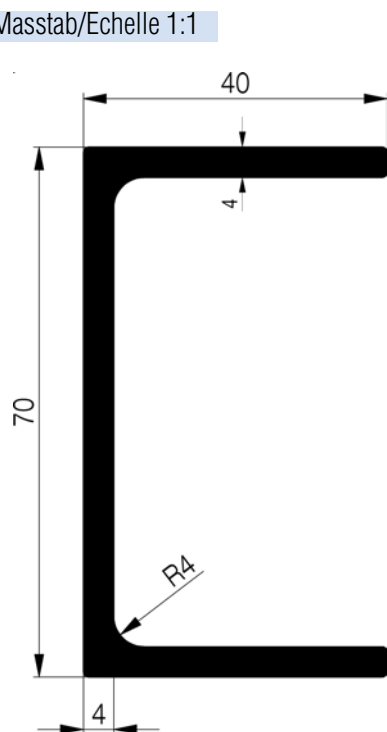


- 51 023-3** 2.736 kg/m
L = 4500
R
- 51 023** 2.736 kg/m
L = 7200
R

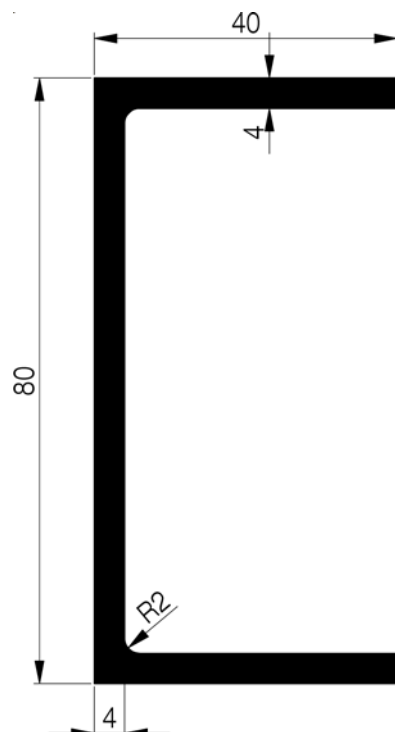
Längsträger
LongeronAluminiumprofil
Profil aluminium

E = eloxiert / éloxé R = roh / brut


Masstab/Echelle 1:1



70 1.595 kg/m
L = 7300
E + R




80 1.699 kg/m
L = 6500
E + R

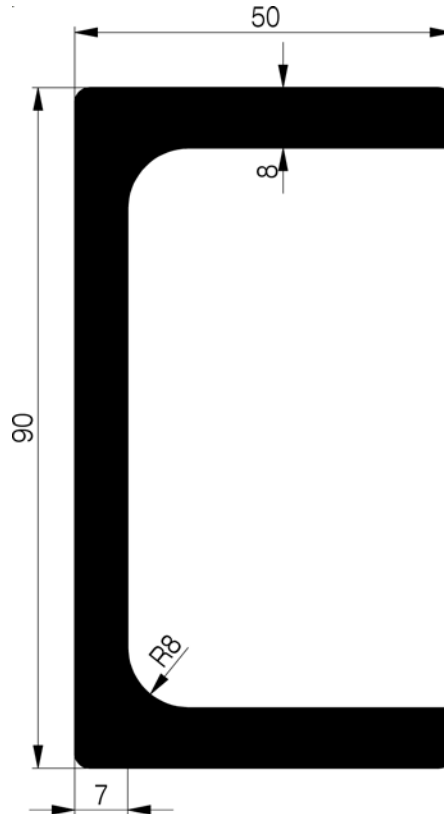


81 2.430 kg/m
L = 7450
E + R

81-1 2.430 kg/m
L = 6500
E + R



90 2.531 kg/m
L = 7450
E + R



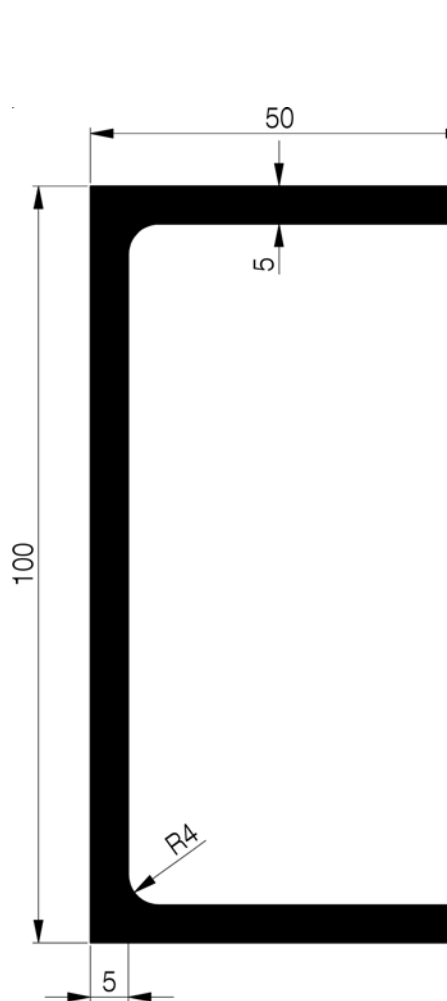
91 3.624 kg/m
L = 7450
E + R

Aluminiumprofil
Profil aluminium


Längsträger
Longeron

E = eloxiert / éloxé R = roh / brut

Masstab/Echelle 1:1



- 100-1** 2.674 kg/m
L = 4700
R
- 100** 2.674 kg/m
L = 7450
E + R

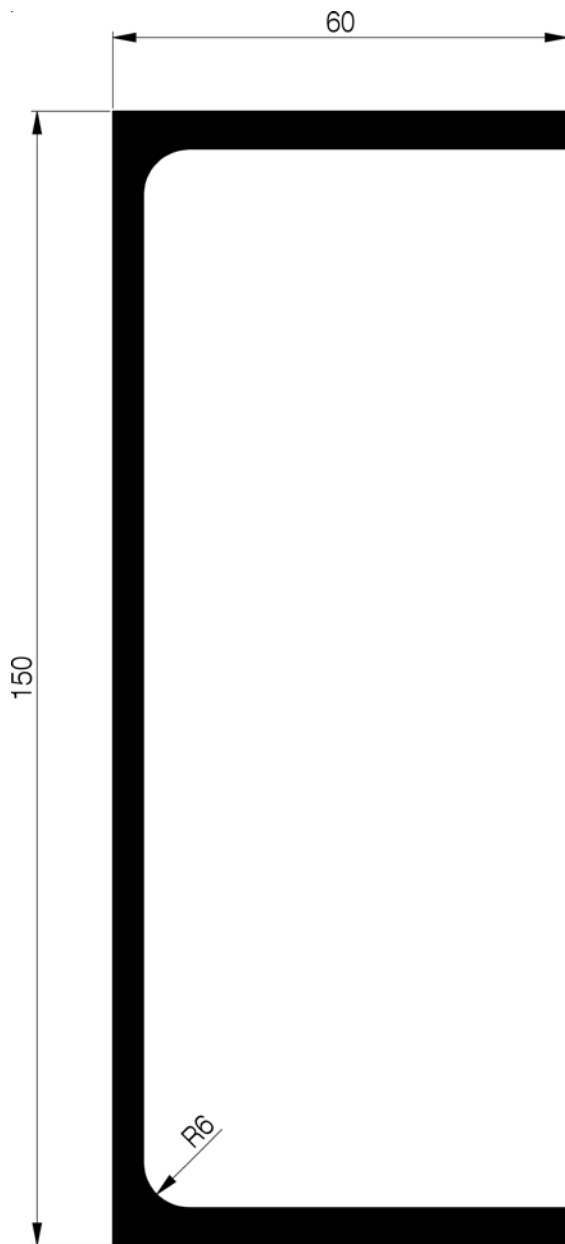


- 114-1** 3.605 kg/m
L = 6500
R
- 114** 3.605 kg/m
L = 7450
E + R
- 114-2** 3.605 kg/m
L = 4700
R

Längsträger
LongeronAluminiumprofil
Profil aluminium

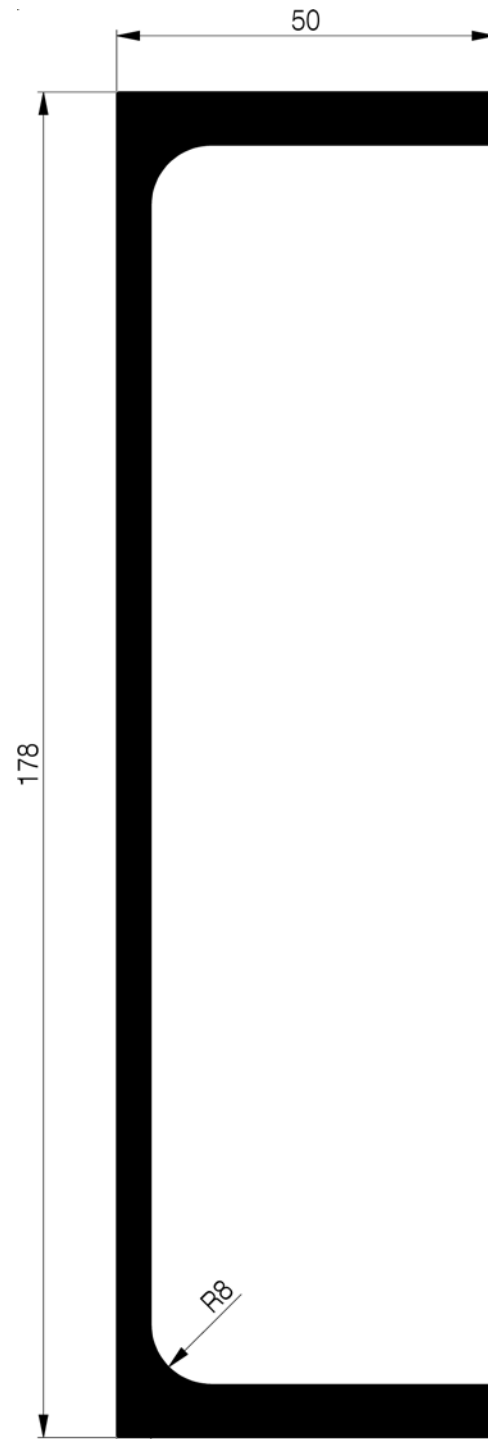
E = eloxiert / éloxé R = roh / brut

Masstab/Echelle 1:1



150 3.311 kg/m
L = 7450
R

150-1 3.311 kg/m
L = 4700
R



178-1 4.054 kg/m
L = 4700
R

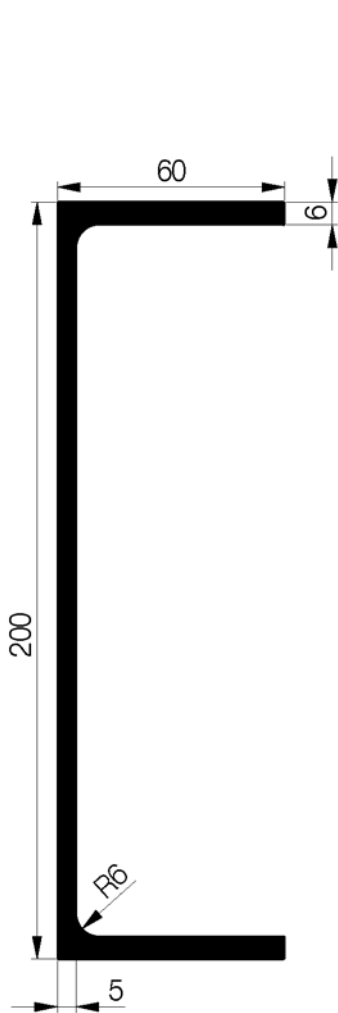
178 4.054 kg/m
L = 7450
R

Aluminiumprofil
Profil aluminium

Längsträger
Longeron

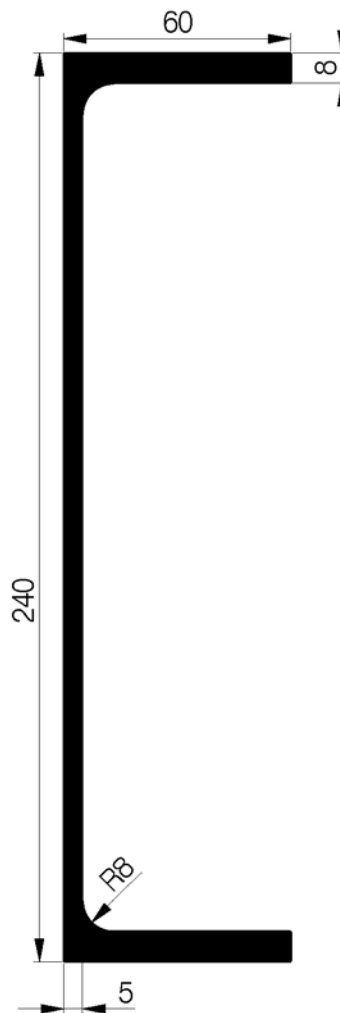
E = eloxiert / éloxé R = roh / brut

Masstab/Echelle 1:2



200-2 4.720 kg/m
L = 4700
R

200 4.720 kg/m
L = 7450
R



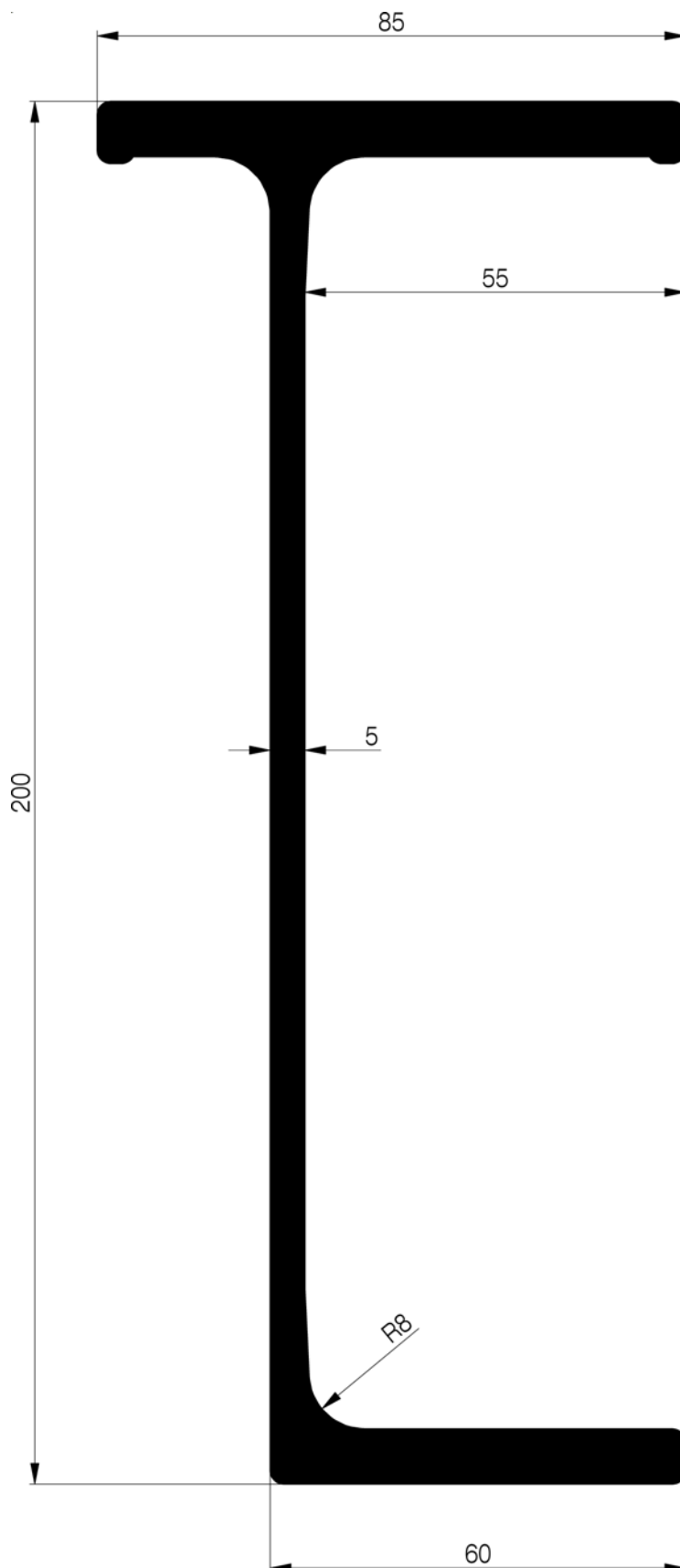
240 5.879 kg/m
L = 7450
R

240-1 5.879 kg/m
L = 5500
R

Längsträger
LongeronAluminiumprofil
Profil aluminium

E = eloxiert / éloxé R = roh / brut

Masstab/Echelle 1:1



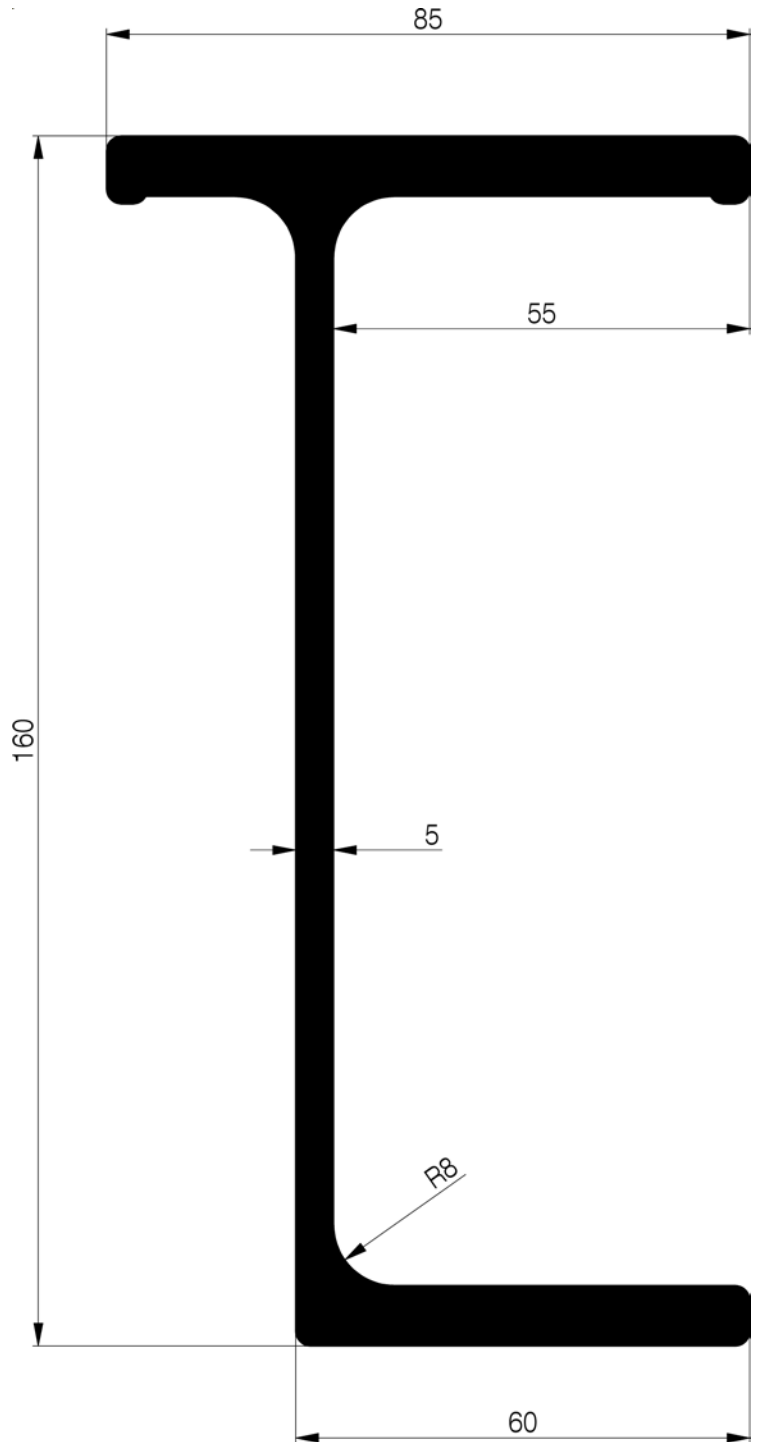
51 200	6.013 kg/m L = 7300 R
51 200-2	6.013 kg/m L = 4700 R
51 200-1	6.013 kg/m L = 8000 R

Aluminiumprofil
Profil aluminium

Längsträger
Longeron

E = eloxiert / éloxé R = roh / brut

Masstab/Echelle 1:1

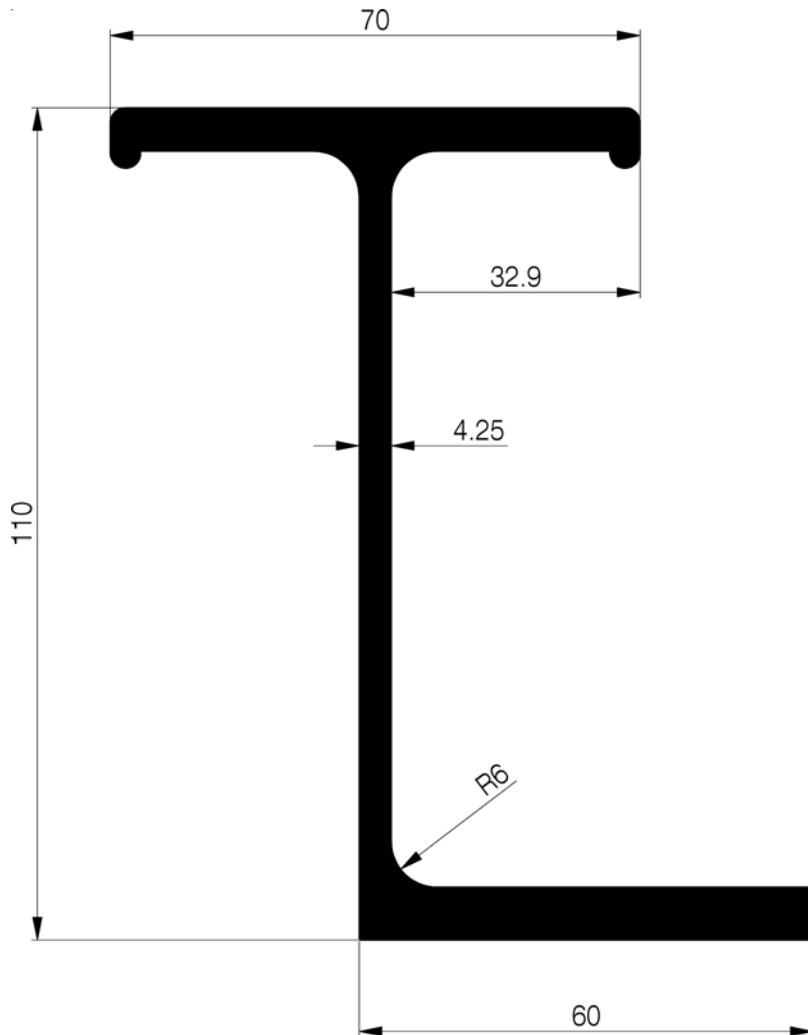


- 51 160** 5.403 kg/m
L = 7300
R
- 51 160-1** 5.403 kg/m
L = 4700
R

Längsträger
LongeronAluminiumprofil
Profil aluminium

E = eloxiert / éloxé R = roh / brut

Masstab/Echelle 1:1



51 110 3.720 kg/m
L = 7300
R

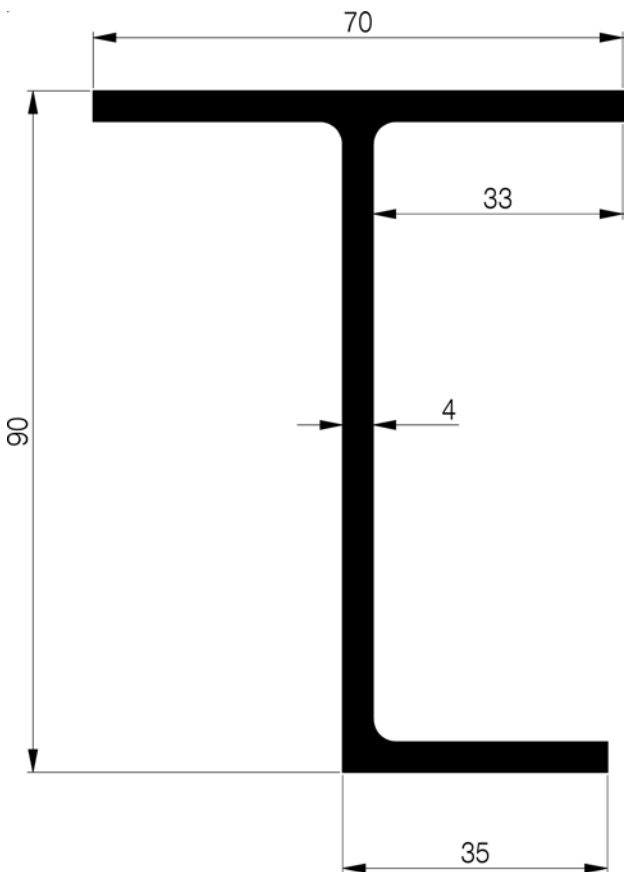
51 110-1 3.720 kg/m
L = 4700
R

Aluminiumprofil
Profil aluminium

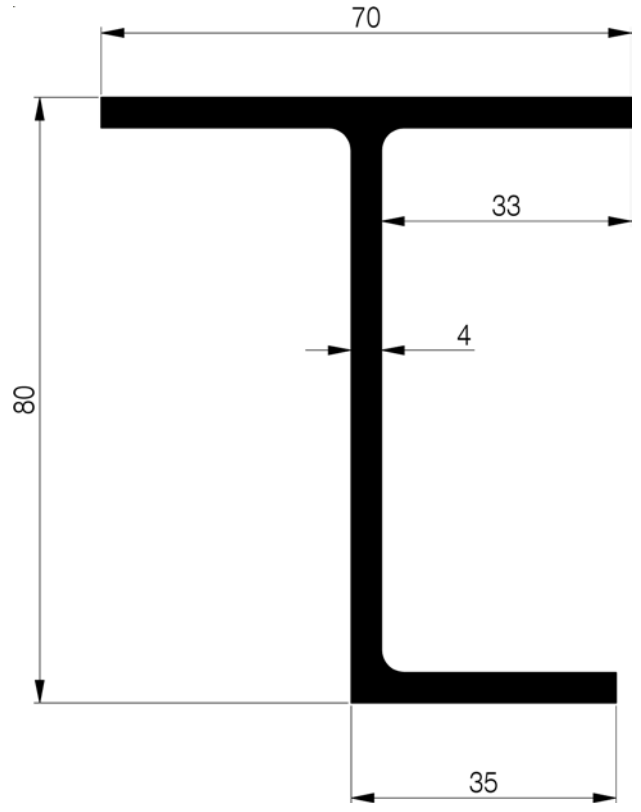
Längsträger
Longeron

E = eloxiert / éloxé R = roh / brut

Masstab/Echelle 1:1



590 2.117 kg/m
L = 7450
E + R



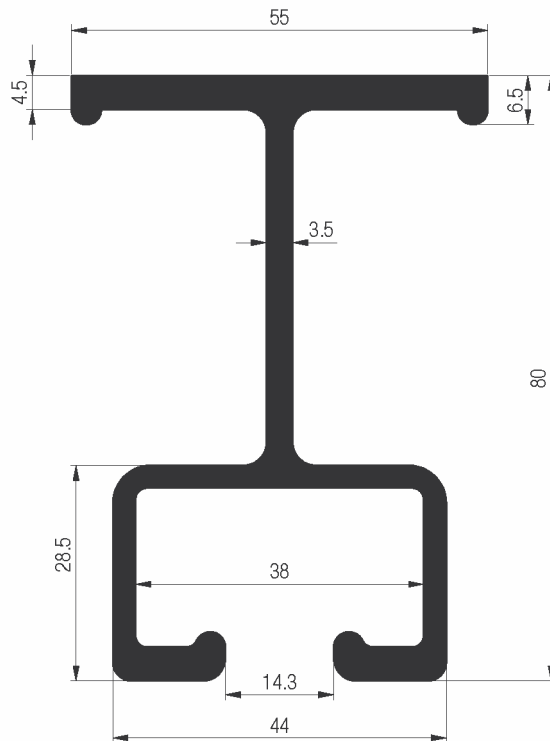
580 1.930 kg/m
L = 6500
R

580-1 1.930 kg/m
L = 6800
E

Längsträger
LongeronAluminiumprofil
Profil aluminium

E = eloxiert / éloxé R = roh / brut

Masstab/Echelle 1:1



581

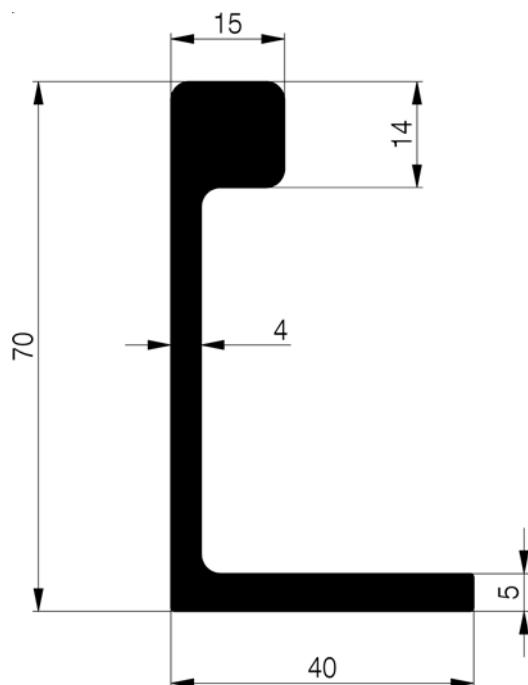
2.293 kg/m
L = 6500
R

Aluminiumprofil
Profil aluminium

Längsträger
Longeron

E = eloxiert / éloxé R = roh / brut

Masstab/Echelle 1:1



51 528 1.749 kg/m
L = 6800
E